

**STANDARD
PROFILE**

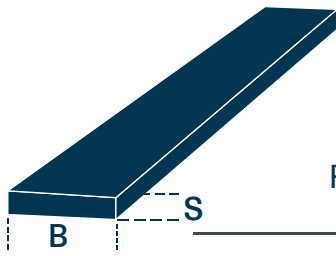
2024



Alumaxx

STANDARD PROFILE

04 - 07	FLACHSTANGEN
08 - 09	WINKELPROFILE
10 - 11	UNGLEICHE WINKEL
12	VIERKANTSTANGEN
13	RUNDSTANGEN
14 - 15	FLACHSTANGEN ABGER. KANTEN
16 - 18	RUNDROHRE
19 - 20	VIERKANTROHRE
21 - 23	RECHTECKROHRE
24	FLACHROHRE ABGER. KANTEN
25	QUADRATROHRE ABGER. KANTEN
26	U PROFILE
27	U PROFILE GROSS
28	T PROFILE
29	Z PROFILE



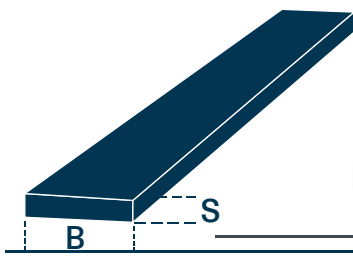
STANDARD PROFILE

FLAT BARS | BARRE PIATTE | FLACHSTANGEN | BARRES PLATES

S=Thickness B=Width

EN AW 6060 - 6063

Code	Maße B mm	Maße S mm	Gewicht Kg/m
P105	10	5	0,135
P106	10	6	0,162
P108	10	8	0,216
P145	14	5	0,189
P153	15	3	0,121
P154	15	4	0,162
P155	15	5	0,202
P158	15	8	0,324
P1510	15	10	0,405
P184	18	4	0,194
P202	20	2	0,108
P203	20	3	0,162
P204	20	4	0,216
P205	20	5	0,27
P208	20	8	0,432
P2008	200	8	4,32
P2010	20	10	0,54
P2012	20	12	0,648
P252	25	2	0,135
P253	25	3	0,202
P254	25	4	0,27
P255	25	5	0,337
P258	25	8	0,54
P2510	25	10	0,675
P302	30	2	0,162
P303	30	3	0,243
P304	30	4	0,324
P305	30	5	0,405
P306	30	6	0,486
P308	30	8	0,648
P3010	30	10	0,81
P3025	30	25	2,025



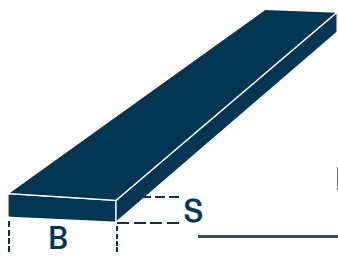
STANDARD PROFILE

FLAT BARS | BARRE PIATTE | FLACHSTANGEN | BARRES PLATES

S=Thickness B=Width

EN AW 6060 - 6063

Code	Maße B mm	Maße S mm	Gewicht Kg/m
P356	35	6	0,567
P358	35	8	0,756
P3512	35	12	1,134
P402	40	2	0,216
P403	40	3	0,324
P404	40	4	0,432
P405	40	5	0,54
P406	40	6	0,648
P408	40	8	0,864
P4010	40	10	1,08
P4012	40	12	1,296
P4020	40	20	2,16
P4030	40	30	3,24
P454	45	4	0,486
P4520	45	20	2,43
P502	50	2	0,27
P503	50	3	0,405
P504	50	4	0,54
P505	50	5	0,675
P506	50	6	0,81
P508	50	8	1,08
P5010	50	10	1,35
P5012	50	12	1,62
P5040	50	40	5,4
P5515	55	15	2,227
P602	60	2	0,324
P603	60	3	0,486
P604	60	4	0,648
P605	60	5	0,81
P606	60	6	0,972
P608	60	8	1,296
P6010	60	10	1,62



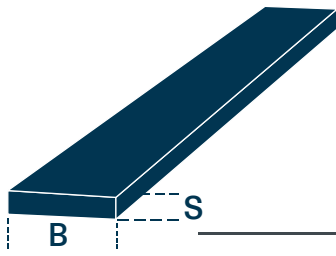
STANDARD PROFILE

FLAT BARS | BARRE PIATTE | FLACHSTANGEN | BARRES PLATES

S=Thickness B=Width

EN AW 6060 - 6063

Code	Maße B mm	Maße S mm	Gewicht Kg/m
P6020	60	20	3,24
P6030	60	30	4,86
P644	64	4	0,691
P7010	70	10	1,89
P7015	70	15	2,835
P764	76	4	0,82
P764,6	76	4,6	0,943
P8015	80	15	3,24
P802	80	2	0,432
P803	80	3	0,648
P804	80	4	0,864
P805	80	5	1,08
P806	80	6	1,296
P808	80	8	1,728
P8010	80	10	2,16
P8015	80	15	3,24
P908	90	8	1,944
P9025	90	25	6,075
P9030	90	30	7,29
P1002	100	2	0,54
P1005	100	5	1,35
P1006	100	6	1,62
P1008	100	8	2,16
P10010	100	10	2,7
P10012	100	12	3,24
P10015	100	15	4,05
P10020	100	20	5,4
P11012	110	12	3,564
P1205	120	5	1,62
P1206	120	6	1,944
P1208	120	8	2,592
P12010	120	10	3,24



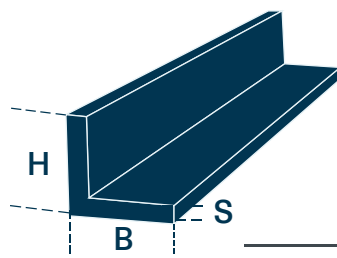
STANDARD PROFILE

FLAT BARS | BARRE PIATTE | FLACHSTANGEN | BARRES PLATES

S=Thickness B=Width

Code	Maße B mm	Maße S mm	Gewicht Kg/m
P13012	130	12	4,212
P1408	140	8	3,024
P1503	150	3	1,215
P1505	150	5	2,025
P15010	150	10	4,05
P15012	150	12	4,86
P15020	150	20	8,1
P1805	180	5	2,43
P2008	200	8	4,32
P20010	200	10	5,4
P20020	200	20	10,8

EN AW 6060 - 6063



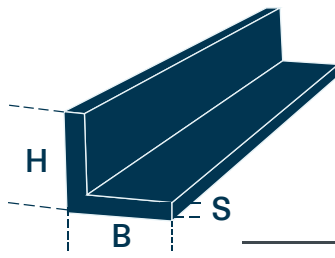
STANDARD PROFILE

EQUAL ANGLES | ANGOLARI A LATI UGUALI | WINKELPROFILE
 CORNIERES A AILES EGALES

S=Thickness B=Width H=Height

EN AW 6060 - 6063

Code	Maße B mm	Maße H mm	Maße S mm	Gewicht Kg/m
A15152	15	15	2	0,151
A20202	20	20	2	0,205
A20203	20	20	3	0,299
A25252	25	25	2	0,259
A25253	25	25	3	0,38
A27.527.52	27,5	27,5	2	0,286
A30301,5	30	30	1,5	0,236
A30302	30	30	2	0,313
A30303	30	30	3	0,461
A30304	30	30	4	0,604
A30305	30	30	5	0,742
A35352	35	35	2	0,367
A35353	35	35	3	0,542
A40402	40	40	2	0,421
A40403	40	40	3	0,623
A40404	40	40	4	0,82
A40405	40	40	5	1,012
A45452	45	45	2	0,475
A50502	50	50	2	0,529
A50503	50	50	3	0,785
A50504	50	50	4	1,036
A50505	50	50	5	1,282
A505010	50	50	10	2,43
A60602	60	60	2	0,637
A60603	60	60	3	0,947
A60604	60	60	4	1,252
A60606	60	60	6	1,846
A70702	70	70	2	0,745
A70705	70	70	5	1,822
A80805	80	80	5	2,092
A80808	80	80	8	3,283
A1001003	100	100	3	1,595



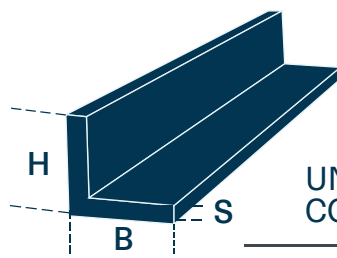
STANDARD PROFILE

EQUAL ANGLES | ANGOLARI A LATI UGUALI | WINKELPROFILE
 CORNIERES A AILES EGALES

Code	Maße B mm	Maße H mm	Maße S mm	Gewicht Kg/m
A1001005	100	100	5	2,632
A1001006	100	100	6	3,142
A10010010	100	100	10	5,13

S=Thickness B=Width H=Height

EN AW 6060 - 6063



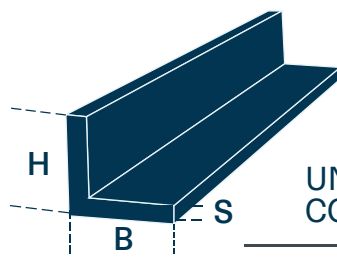
STANDARD PROFILE

UNEQUAL ANGLES | ANGOLARI A LATI DISUGUALI | WINKELPROFILE
 CORNIERES A AILES INEGALES

S=Thickness B=Width H=Height

EN AW 6060 - 6063

Code	Maße B mm	Maße H mm	Maße S mm	Gewicht Kg/m
A20102	20	10	2	0,151
A25102	25	10	2	0,178
A25152	25	15	2	0,205
A27152	27	15	2	0,216
A30102	30	10	2	0,205
A30152	30	15	2	0,232
A30202	30	20	2	0,259
A40102	40	10	2	0,259
A40201.3	40	20	1,3	0,206
A40202	40	20	2	0,313
A40203	40	20	3	0,461
A40204	40	20	4	0,604
A40252,5	40	25	2,5	0,421
A40303	40	30	3	0,542
A40305	40	30	5	0,877
A40455	40	45	5	1,08
A50102	50	10	2	0,313
A50202	50	20	2	0,367
A50302	50	30	2	0,421
A50303	50	30	3	0,624
A50305	50	30	5	1,012
A50402	50	40	2	0,475
A60102	60	10	2	0,367
A60202	60	20	2	0,421
A60204	60	20	4	0,82
A60253	60	25	3	0,664
A60302	60	30	2	0,475
A60303	60	30	3	0,704
A60305	60	30	5	1,147
A60402	60	40	2	0,529
A60403	60	40	3	0,785
A60404	60	40	4	1,036



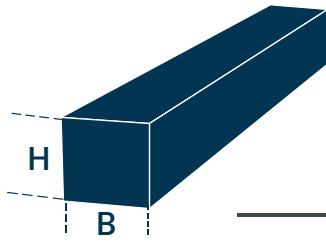
STANDARD PROFILE

UNEQUAL ANGLES | ANGOLARI A LATI DISUGUALI | WINKELPROFILE
 CORNIERES A AILES INEGALES

S=Thickness B=Width H=Height

EN AW 6060 - 6063

Code	Maße B mm	Maße H mm	Maße S mm	Gewicht Kg/m
A60405	60	40	5	1,282
A60504	60	50	4	1,144
A70152	70	15	2	0,448
A70402	70	40	2	0,583
A70504	70	50	4	1,252
A80102	80	10	2	0,475
A80202	80	20	2	0,529
A80402	80	40	2	0,637
A80403	80	40	3	0,947
A80404	80	40	4	1,252
A80406	80	40	6	1,846
A80505	80	50	5	1,687
A100202	100	20	2	0,637
A100503	100	50	3	1,19
A100303	100	30	3	1,028
A100403	100	40	3	1,109
A100404	100	40	4	1,468
A100406	100	40	6	2,17
A100502	100	50	2	0,799
A100503	100	50	3	1,19
A100505	100	50	5	1,957
A120202	120	20	2	0,745
A120302,5	120	30	2,5	0,995
A120402	120	40	2	0,853
A120403	120	40	3	1,271
A130505	130	50	5	2,362
A140403	140	40	3	1,433
A140403.3	140	40	3,30	1,574
A150505	150	50	5	2,632
A150806	150	80	6	3,628
A180403.3	180	40	3,3	1,93
A180603	180	60	3	1,919



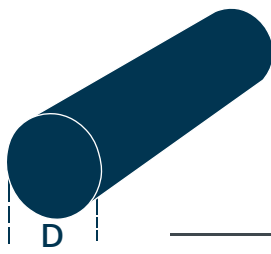
STANDARD PROFILE

SQUARE BARS | BARRE QUADRATE | VIERKANTSTANGEN
BARRE CARREÉ

Code	Maße B mm	Maße S mm	Gewicht Kg/m
BQ2525	25	25	1,687
BQ4545	45	45	5,467

S=Thickness D=Width

EN AW 6060 - 6063

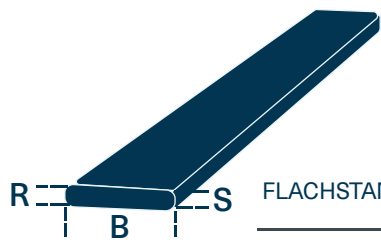


STANDARD PROFILE

ROUND BARS | BARRE TONDE | RUNDSTANGEN | BARRE RONDES

D=Size

Code	Maße D mm	EN AW	Gewicht Kg/m
BT10	10	6060/6063	0,212
BT11	11	6060/6063	0,256
BT12	12	6060/6063	0,305
BT20	20	6060/6063	0,848
BT21	21	6082	0,935
BT24	24	6082	1,221
BT25	25	6060/6063/6082	1,325
BT26	26	6060/6063	1,433
BT30	30	6082	1,908
BT32	32	6060/6063	2,170
BT33	33	6082	2,308
BT34	34	6082	2,450
BT37	37	6082	2,902
BT40	40	6060/6063	3,391
BT42	42	6082	3,739
BT50	50	6060/6063	5,299
BT55	55	6082	6,411
BT60	60	6082	7,6302



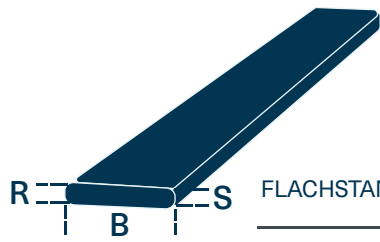
STANDARD PROFILE

FLAT BARS WITH ROUNDED EDGES | BARRE PIATTE A LATI MINORI RACCORDATI
 FLACHSTANGEN MIT ABGERUNDETEN KANTEN | BARRES PLATES A AILES SERREES RACCORDEES

S=Thickness B=Width R=Corner radius

EN AW 6060 - 6063 - 1050

Code	Maße B mm	Maße R mm	Maße S mm	Gewicht Kg/m
PS10329	20	3	1,5	0,156
PS10300	25	5	2,5	0,323
PS10301	30	5	2,5	0,390
PS10302	40	5	2,5	0,525
PS10332	40	10	5	1,022
PS10333	40	4	2	0,422
PS10303	60	6	3	0,951
PS 10325	50	5	2,5	0,660
PS10330	50	10	5	1,292
PS10335	50	8	4	1,042
PS10304	60	5	2,5	0,795
PS10305	60	6	3	0,951
PS10331	60	3,4	1,7	0,544
PS10334	60	10	5	1,562
PS10398	60	12	1	1,563
PS10326	60	8	4	1,258
PS10306	80	5	2,5	1,065
PS10307	80	6	3	1,275
PS10308	80	8	4	1,690
PS10309	80	10	5	2,102
PS10399	80	15	1,5	2,651
PS10310	100	5	2,5	1,335
PS10311	100	6	3	1,599
PS10312	100	8	4	2,122
PS10313	100	10	5	2,642
PS10314	100	15	7,5	3,919
PS 10315	120	10	5	3,182
PS 10316	120	12	6	3,804
PS 10317	120	15	7,5	4,729
PS 10318	140	12	6	4,452
PS10319	140	15	7,5	5,539
PS10320	150	10	5	3,992



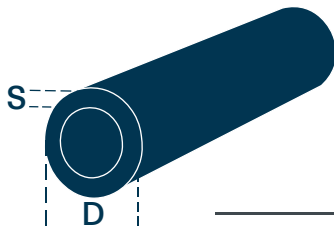
STANDARD PROFILE

FLAT BARS WITH ROUNDED EDGES | BARRE PIATTE A LATI MINORI RACCORDATI
 FLACHSTANGEN MIT ABGERUNDETEN KANTEN | BARRES PLATES A AILES SERREES RACCORDEES

Code	Maße B mm	Maße R mm	Maße S mm	Gewicht Kg/m
PS10321	150	15	7,5	5,944
PS10322	160	6	3	2,571
PS10323	160	10	5	4,262
PS 10324	160	14	7	5,934
PS10328	100	12	6	3,156
PS10327	120	8	4	2,554

S=Thickness B=Width R=Corner radius

EN AW 6060 - 6063 - 1050



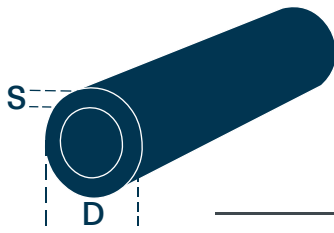
STANDARD PROFILE

ROUND TUBES | TUBI TONDI | RUNDROHRE | TUBES RONDS

S=Thickness D=Width

EN AW 6060 - 6063

Code	Maße D mm	Maße S mm	Gewicht Kg/m
TT82,65	8	2,65	0,12
TT101,5	10	1,5	0,108
TT121,5	12	1,5	0,133
TT122	12	2	0,169
TT151,5	15	1,5	0,171
TT161	16	1	0,127
TT161,5	16	1,5	0,184
TT16.82.1	16,8	2,1	0,261
TT191,5	19	1,5	0,222
TT201,2	20	1,2	0,191
TT201,5	20	1,5	0,235
TT202	20	2	0,305
TT203	20	3	0,432
TT205	20	5	0,636
TT221	22	1	0,178
TT222	22	2	0,339
TT231	23	1	0,186
TT241,9	24	1,9	0,356
TT251	25	1	0,203
TT251,1	25	1,1	0,222
TT251,5	25	1,5	0,299
TT251,8	25	1,8	0,354
TT252	25	2	0,39
TT252.5	25	2,5	0,477
TT272	27	2	0,424
TT27,62,2	27,6	2,2	0,473
TT281,5	28	1,5	0,337
TT282	28	2	0,441
TT301,9	30	1,9	0,452
TT302	30	2	0,475
TT303	30	3	0,687
TT307,5	30	7,5	1,431



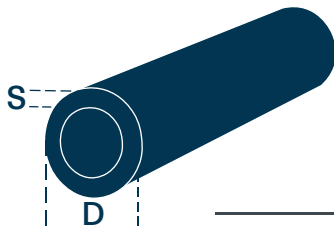
STANDARD PROFILE

ROUND TUBES | TUBI TONDI | RUNDROHRE | TUBES RONDS

S=Thickness D=Width

EN AW 6060 - 6063

Code	Maße D mm	Maße S mm	Gewicht Kg/m
TT332	33	2	0,525
TT333	33	3	0,763
TT33.62.1	33,6	2,1	0,561
TT343	34	3	0,788
TT352	35	2	0,559
TT353	35	3	0,814
TT401,5	40	1,5	0,489
TT402	40	2	0,644
TT402,5	40	2,5	0,795
TT404	40	4	1,221
TT4010	40	10	2,544
TT423	42	3	0,992
TT4210.5	42	10,5	2,805
TT451,5	45	1,5	0,553
TT452	45	2	0,729
TT452,5	45	2,5	0,901
TT483	48	3	1,145
TT484	48	4	1,492
TT501,5	50	1,5	0,617
TT502	50	2	0,814
TT503	50	3	1,196
TT505	50	5	1,908
TT509	50	9	3,129
TT5012,5	50	12,5	3,976
TT549,5	54	9,5	3,585
TT552,5	55	2,5	1,113
TT5510	55	10	3,817
TT55,22,4	55,2	2,4	1,074
TT601,5	60	1,5	0,744
TT602	60	2	0,983
TT603	60	3	1,45
TT605	60	5	2,332



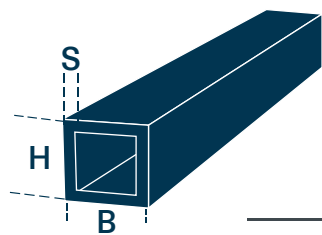
STANDARD PROFILE

ROUND TUBES | TUBI TONDI | RUNDROHRE | TUBES RONDS

S=Thickness D=Width

EN AW 6060 - 6063

Code	Maße D mm	Maße S mm	Gewicht Kg/m
TT608	60	8	3,528
TT6010	60	10	4,241
TT622	62	2	1,017
TT631,6	63	1,6	0,833
TT6611.5	66	11,5	5,316
TT702	70	2	1,153
TT703	70	3	1,704
TT704	70	4	2,239
TT7010	70	10	5,089
TT752	75	2	1,238
TT786	78	6	3,664
TT802	80	2	1,323
TT803	80	3	1,959
TT804	80	4	2,578
TT805	80	5	3,18
TT8010	80	10	5,937
TT8015	80	15	8,27
TT845	84	5	3,35
TT1001,4	100	1,4	1,17
TT1002	100	2	1,662
TT1004	100	4	3,257
TT1005	100	5	4,029
TT1052,5	105	2,5	2,173
TT1006	100	6	4,784
TT10010	100	10	7,634
TT12010	120	10	9,33
TT1215	121	5	4,919
TT123,81,9	123,8	1,9	1,964
TT1362	136	2	2,273



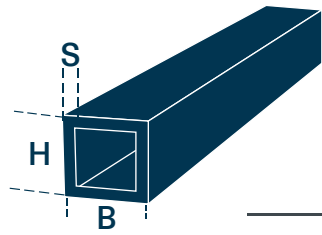
STANDARD PROFILE

SQUARE TUBES | TUBI QUADRI | VIERKANTROHRE
TUBES CARREES

S=Thickness B=Width H=Height

EN AW 6060 - 6063

Code	Maße B mm	Maße H mm	Maße S mm	Gewicht Kg/m
TQ14141,5	14	14	1,5	0,202
TQ15151,5	15	15	1,5	0,218
TQ15152	15	15	2	0,28
TQ20201,2	20	20	1,2	0,243
TQ20202	20	20	2	0,388
TQ25251,5	25	25	1,5	0,38
TQ25252	25	25	2	0,496
TQ30301,2	30	30	1,2	0,373
TQ30301,8	30	30	1,5	0,461
TQ30302	30	30	2	0,604
TQ30303	30	30	3	0,874
TQ35351,2	35	35	1,2	0,438
TQ35352	35	35	2	0,712
TQ40402	40	40	2	0,82
TQ40403	40	40	3	1,198
TQ40404	40	40	4	1,555
TQ45451,35	45	45	1,35	0,636
TQ45451,5	45	45	1,5	0,704
TQ45451,7	45	45	1,7	0,794
TQ45452	45	45	2	0,928
TQ50502	50	50	2	1,036
TQ50502.5	50	50	2,5	1,282
TQ50503	50	50	3	1,522
TQ50504	50	50	4	1,987
TQ60602	60	60	2	1,252
TQ60603	60	60	3	1,846
TQ60604	60	60	4	2,419
TQ70704	70	70	4	2,851
TQ80802	80	80	2	1,684
TQ80804	80	80	4	3,283
TQ1001002	100	100	2	2,116
TQ1001003	100	100	3	3,142



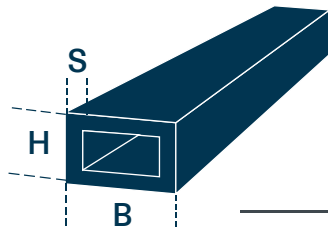
STANDARD PROFILE

SQUARE TUBES | TUBI QUADRI | VIERKANTROHRE
TUBES CARREES

Code	Maße B mm	Maße H mm	Maße S mm	Gewicht Kg/m
TQ1001004	100	100	4	4,147
TQ1001005	100	100	5	5,13
TQ1201202	120	120	2	2,548
TQ1201205	120	120	5	6,21

S=Thickness H=Height
B=Width

EN AW 6060 - 6063



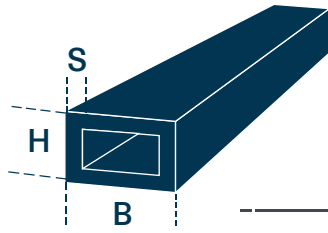
STANDARD PROFILE

RECTANGULAR TUBES | TUBI RETTANGOLARI | RECHTECKROHRE
TUBES RECTANGULARIES

S=Thickness B=Width H=Height

EN AW 6060 - 6063

Code	Maße B mm	Maße H mm	Maße S mm	Gewicht Kg/m
TR20101,5	20	10	1,5	0,218
TR20102	20	10	2	0,28
TR25152	25	15	2	0,388
TR30101,5	30	10	1,5	0,299
TR30151,5	30	15	1,5	0,34
TR30152	30	15	2	0,442
TR30201,5	30	20	1,5	0,38
TR30202	30	20	2	0,496
TR35151,5	35	15	1,5	0,38
TR40102	40	10	2	0,496
TR40151,5	40	15	1,5	0,421
TR40152	40	15	2	0,55
TR40201,5	40	20	1,5	0,461
TR40202	40	20	2	0,604
TR40203	40	20	3	0,874
TR40222	40	22	2	0,626
TR40252	40	25	2	0,658
TR40302	40	30	2	0,712
TR40303	40	30	3	1,036
TR45121,2	45	12	1,2	0,353
TR45252	45	25	2	0,712
TR50202	50	20	2	0,712
TR50252	50	25	2	0,766
TR50253	50	25	3	1,117
TR50302,5	50	30	2,5	1,012
TR50302	50	30	2	0,82
TR50303	50	30	3	1,198
TR50324	50	32	4	1,598
TR50402	50	40	2	0,928
TR50402,5	50	40	2,5	1,147
TR60202	60	20	2	0,82
TR60301	60	30	1	0,475



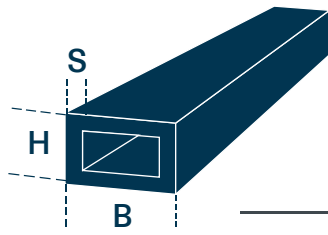
STANDARD PROFILE

RECTANGULAR TUBES | TUBI RETTANGOLARI | RECHTECKROHRE
TUBES RECTANGULARIES

S=Thickness B=Width H=Height

EN AW 6060 - 6063

Code	Maße B mm	Maße H mm	Maße S mm	Gewicht Kg/m
TR60302	60	30	2	0,928
TR60303	60	30	3	1,36
TR60402	60	40	2	1,036
TR60302	60	30	2	0,928
TR60303	60	30	3	1,36
TR60402	60	40	2	1,036
TR60402	60	40	2	1,036
TR60402,5	60	40	2,5	1,282
TR60403	60	40	3	1,522
TR60404	60	40	4	1,987
TR80201,2	80	20	1,2	0,632
TR80202	80	20	2	1,036
TR80302	80	30	2	1,144
TR80303	80	30	3	1,684
TR80401,2	80	40	1,2	0,762
TR80402	80	40	2	1,252
TR80403	80	40	3	1,846
TR80404	80	40	4	2,419
TR80501.3	80	50	1,30	0,894
TR80502	80	50	2	1,36
TR80503	80	50	3	2,008
TR80504	80	50	4	2,635
TR80602	80	60	2	1,468
TR85271.5	85	27	1,5	0,882
TR90403	90	40	3	2,008
TR100202	100	20	2	1,252
TR100252	100	25	2	1,306
TR100302	100	30	2	1,36
TR100402	100	40	2	1,468
TR100404	100	40	4	2,851
TR100502	100	50	2	1,576
TR100503	100	50	3	2,332



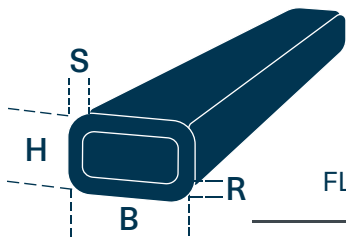
STANDARD PROFILE

RECTANGULAR TUBES | TUBI RETTANGOLARI | RECHTECKROHRE
TUBES RECTANGULARIES

S=Thickness B=Width H=Height

Code	Maße B mm	Maße H mm	Maße S mm	Gewicht Kg/m
TR100504	100	50	4	3,067
TR100602	100	60	2	1,684
TR100604	100	60	4	3,283
TR120302	120	30	2	1,576
TR120303	120	30	3	2,332
TR120402	120	40	2	1,684
TR120504	120	50	4	3,499
TR120602	120	60	2	1,9
TR120603	120	60	3	2,818
TR120604	120	60	4	3,715
TR120606	120	60	6	5,443
TR130252	130	25	2	1,63
TR140302	140	30	2	1,792
TR140604	140	60	4	4,147
TR140806	140	80	6	6,739
TR150503	150	50	3	3,142
TR150504	150	50	4	4,147
TR1501003	150	100	3	3,952
TR160604	160	60	4	4,579
TR180503	180	50	3	3,628
TR200302.2	200	30	2,2	2,68
TR200604	200	60	4	5,443
TR2401005	240	100	5	8,91

EN AW 6060 - 6063



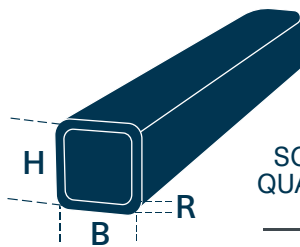
STANDARD PROFILE

FLAT TUBES WITH ROUNDED EDGES | TUBI PIATTI CON BORDI ARROTONDATI
 FLACHROHRE MIT ABGERUNDETEN KANTEN | TUBES PLATS À BORDS ARRONDIS

Code	Maße B mm	Maße H mm	Maße R mm	Maße S mm	Gewicht Kg/m
TRR40301.22	40	30	2	1.2	0,43
TRR80403	80	40	5	3	1,798
TRR48.8x18x1	18	48,8	1	1,8	0,612
TRR40202	40	20	2	2	0,596
TRR100251.82	100	25	2	1.8	1,170
TRR6030108,5	60	30	10	1.5	0,640

S=Thickness B=Width H=Height R=Corner radius

EN AW 6060 - 6063



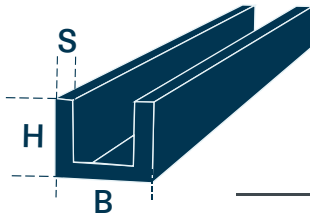
STANDARD PROFILE

SQUARE TUBES WITH ROUNDED EDGES | TUBI QUADRATI CON BORDI ARROTONDATI
 QUADRATROHRE MIT ABGERUNDETEN KANTEN | TUBES CARRÉS À BORDS ARRONDIS

Code	Maße H mm	Maße R mm	Maße B mm	Gewicht Kg/m
TQR 30301.8	30	2	30	0,548
TQR80802-0.5	80	5	80	1,684
TQR404044	40	1	40	1,518
TQR10010045	100	2	100	4,091

S=Thickness B=Width R=Corner radius

EN AW 6060 - 6063



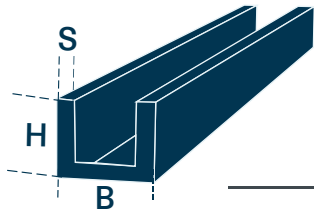
STANDARD PROFILE

CHANNELS | CANALINI | U PROFILE | PROFILES A "U"

S=Thickness B=Width H=Height

Code	Maße B mm	Maße H mm	Maße S mm	Gewicht Kg/m
U1515151,5	15	15	1,5	0,17
U1515152	15	15	2	0,221
U1818182	18	18	2	0,270
U2020202	20	20	2	0,302
U2525252	25	25	2	0,383
U2525253	25	25	3	0,559
U3030302	30	30	2	0,464
U3030303	30	30	3	0,68
U3535352	35	35	2	0,545
U4040402	40	40	2	0,626
U4040404	40	40	4	0,777
U4545452	45	45	2	0,707
U5050502	50	50	2	0,788
U5050504	50	50	4	1,533

EN AW 6060 - 6063



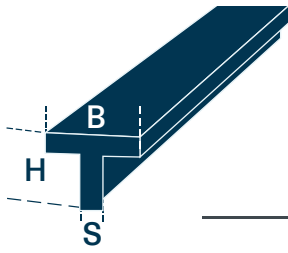
STANDARD PROFILE

CHANNELS | CANALINI A BASE LARGA | U PROFILE | PROFILES A
"U" A BASE LARGA

S=Thickness B=Width H=Height

EN AW 6060 - 6063

Code	Maße B mm	Maße H mm	Maße S mm	Gewicht Kg/m
U1030103	30	10	3	0,356
U1225122	25	12	2	0,243
U2025203	25	20	3	0,478
U2040202	40	20	2	0,410
U2040203	40	20	3	0,599
U2050202	50	20	2	0,464
U2540252	40	25	2	0,464
U2540253	40	25	3	0,680
U2550252	50	25	2	0,518
U3020301,5	20	30	1,5	0,312
U3020302	20	30	2	0,410
U3045302	45	30	2	0,545
U3050303	50	30	3	0,842
U3050304	50	30	4	1,102
U3055302	55	30	2	0,599
U3080303	80	30	3	1,085
U3222.8322	22,8	32	2	0,447
U4050402	50	40	2	0,680
U4055402	55	40	2	0,707
U4060402,5	60	40	2,5	0,911
U4070403	60	40	2,5	0,911
U4080403	80	40	3	1,247
U5068.5503	68,5	50	3	1,316
U5080505	80	50	5	2,295
U20120202,5	120	20	2,5	1,046
U60140606	140	60	6	4,018
U60170604	170	60	4	3,046
U102561022	56	102	2	1,382



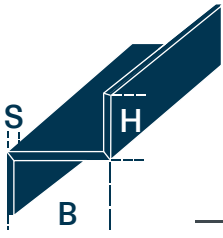
STANDARD PROFILE

T SECTION | PROFILI T | T PROFILE | PROFILE A T

S=Thickness B=Width H=Height

Code	Maße B mm	Maße H mm	Maße S mm	Gewicht Kg/m
T20202	20	20	2	0,205
T40402	40	40	2	0,421
T50503	50	50	3	0,785
T50504	50	50	4	1,036
T50505	50	50	5	1,282
T80404	80	40	4	1,252
T80504	80	50	4	1,36
T100502	100	50	2	0,799
T100602	100	60	2	0,853
T120502	120	50	2	0,907
T120602	120	60	2	0,961

EN AW 6060 - 6063



STANDARD PROFILE

Z - SECTIONS | Z - PROFILE | PROFILI - Z | PROFILE EN Z

Code	Maße B mm	Maße H mm	Maße S mm	Gewicht Kg/m
Z3050303	50	30	3	0,842
Z4040402	40	40	2	0,626
Z4070403	70	40	3	1,166

S=Thickness B=Width H=Height

EN AW 6060 - 6063

Alumaxx



Alumaxx GmbH | Reuttierstr. 125 | 89231 Neu-Ulm | Deutschland | Tel: +49(0) 731 250 792 45

www.alumaxx-gmbh.com

info@alumaxx-gmbh.com